



# Into Africa

Coming in 2022 to a photography school near you





All images courtesy of Pangolin Photo Safaris

Imagine the ultimate wildlife photography safari, where you may get to see some of this planet's most impressive creatures in their natural environment. Where the night sky glows with stars instead of streetlights. Where the wildlife is still wild.

And then, stop imagining and make it a reality by joining us for the ultimate wildlife photography field trip to Africa.

We will spend 8 days exploring the sights of Botswana and Zimbabwe, seeking out the majestic animals that call this place home - and, of course, taking gorgeous photographs of it all. We will include the incredible Victoria Falls and make an opportunity to photograph the Milky Way. Being in the southern hemisphere will give us a clearer view of this wonder than we might be used to.

Before you embark on such an adventure, there are some things you should - and probably want to - know, including but not limited to:

- The 3 stages of this African adventure
- General idea of what to expect
- Travel arrangements
- Rough day-by-day itinerary
- Gear to bring (and why)
- Precautions to consider
- Next steps

So ... let's talk about all that.



## Part 1: The prep

While our journey will take us Into Africa, the adventure starts closer to home. Participation in the trip includes a seat in our 7-week Wildlife Photography course.

We'll focus on getting you more sure-footed with your camera and making sure you're well-prepared to take advantage of any photo ops you encounter in the southern hemisphere.



There will even be a chance to practice your skills in our Class 4 field trip.

- Class 1: Comprehensive review of camera basics
- Class 2: Gear, packing for trips, etiquette for wildlife photography
- Class 3: Framing and composition, over and under exposure and why you may want to go there
- Class 4: Field Trip! - Roger Williams Zoo, Rhode Island

## Part 2: Into Africa

Currently scheduled from June 21st through July 1st, 2022. These dates are not carved in stone until confirmed by our Into Africa photo safari partner.

### **Trip overview:**

We'll be flying into Zimbabwe, visit the Victoria Falls, stay a night, take an overland transfer into Botswana, spend 3 nights at the Pangolin Safari Hotel, fly to the Okavango Delta, spend 3 nights at the Delta Camp, and then fly to Maun to start our journey back home. Here are some details:



## ZIMBABWE

### COUNTRY OVERVIEW

No other country in recent history has taken so many knocks and then bounced back through the sheer resilience of its people. The Northern part of "Zim" tends to exist as an isolated microcosm from more political centres like Bulawayo and the capital Harare to the South. Victoria Falls itself is lovely little town steeped in history and a bucket list destination.



**Size:** 390,757 km<sup>2</sup>      **Population:** 16,2 million

**Capital:** Harare      **Dialing code:** +263

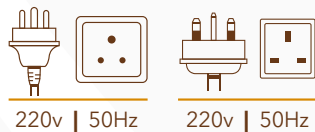
**Languages:** Chewa, Chibarwe, English, Kalanga "Koisian" (presumably Tsoa) Nambya, Ndaou, Ndebele, Shangani, Shona, "sign language", Sotho, Tonga, Tswana, Venda, Xhosa

**Currency:** United States Dollar, Zimbabwean bond

### SAYING HELLO

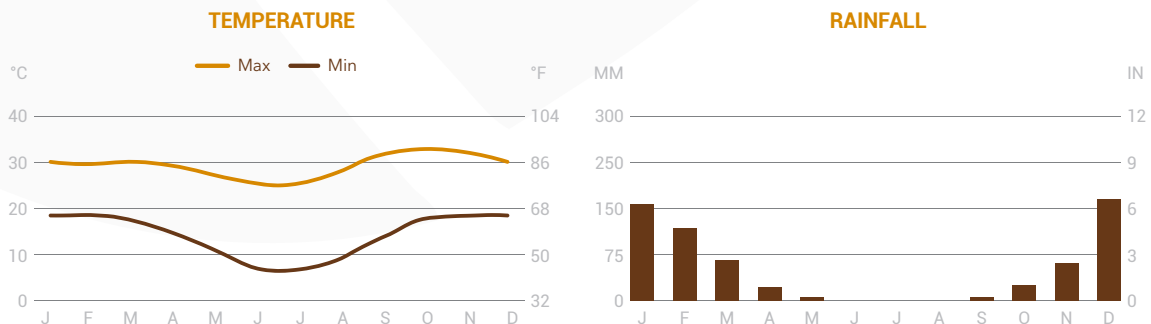
The most common traditional language in Zimbabwe is Shona which is widely spoken and predominantly so in the North around Victoria Falls. "Hello" in Shona is "Mhoroi" but if you are feeling like more relaxed and familiar then "Eta" is similar to "What's up?"

### PLUG TYPES



220v | 50Hz      220v | 50Hz

### CLIMATE





## BOTSWANA COUNTRY OVERVIEW

A country the size of France with a population of only two million, one of Africa's highest GDPs and nearly 40% of the country being devoted to wildlife management makes Botswana a true African success story. From the dry Kalahari to the South to the wetlands of the Delta, Botswana offers incredible species diversity protected by a gentle people who embrace eco-tourism as the future of their economy and country.



**Size:** 600,370 km<sup>2</sup>

**Population:** 2,3 million

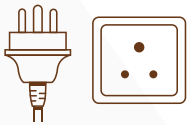
**Capital:** Gaborone

**Languages:** Setswana, English

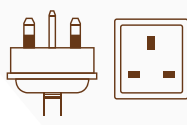
**Dialing code:** +267

**Currency:** Botswana Pula

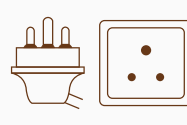
### PLUG TYPES



230v | 50Hz



230v | 50Hz



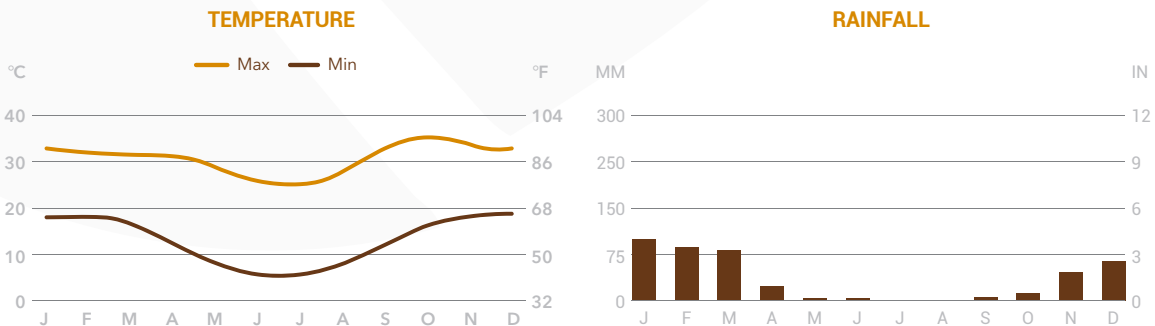
230v | 50Hz

### SAYING HELLO

In Botswana its customary to refer to the gender of the person you are greeting. When saying hello to a man you say "Dumela Rra" and to a woman its "Dumela Mma".

When shaking hands, handing over or receiving an object (money in a shop for example) it's also customary to touch your right elbow with your left hand when doing so.

### CLIMATE



## Travel Arrangements

We'll be picked up by Pangolin Photo Safaris staff in Victoria Falls. But we have to get there first.

Airfare from home to Victoria Falls is not included. We will fly from Boston, through Europe, to Johannesburg, where we will catch a connecting flight to Victoria Falls. We'll plan to arrive in Victoria Falls mid-day so that there is time to explore and photograph the falls. After all, they are one of the Seven Wonders of the Natural World, and it'd be a shame to miss them.



Included in the cost of the trip is a one night stay at Ilala Lodge, with breakfast the following morning.



## ILALA LODGE

### WHY WE LOVE IT



There's nothing quite like the feeling of a family run hotel. Ilala Lodge, like Pangolin Photo Safaris, has a long history of dedication to providing a quality hospitality experience. Aside from the friendly staff the setting of Ilala Lodge is truly wonderful. The wildlife, including elephants, wander right up on to the lawn of the sprawling gardens. The rooms are spacious and well-appointed with amazing beds! The Terrace is a lovely spot to view the spray of the Falls.

The Palms restaurant is a treat for locals and visitors alike featuring local and exotic dishes with flair. Booking in advance is recommended due to its popularity. If elegant dining doesn't catch your fancy, the poolside fare complimented by a cocktail is a wonderful alternative.

The hotel itself is a short easy walk (8 mins) from the entrance to the Victoria Falls National Park and even closer the centre of Victoria Falls Town itself which has all that you might need including ATMs, a chemist, shops, a few restaurants and cafes plus some great little curio stalls. Zimbabwean wood carvings are probably the best in the region. Remember to haggle a bit...but not too much people still have to make a living!

Visiting the Falls is the obvious highlight. Bear in mind that you will have to pay the park entrance fee in US dollars to get in as this can't be paid in advance. There are plenty of guides who escort you around the park and this can be booked either in advance with us or through the hotel. Otherwise it's an easy stroll along the path opposite the falls if you want to go it alone with a guidebook! Top tip... take something waterproof as the spray can be like walking through a rainforest in a rainstorm

One activity we would highly recommend however is a flight in a helicopter over the Falls – ideally around sunset. Only from the air can you see the Falls as one continuous natural marvel. If you haven't booked a helicopter flight yet and it is something you would like to do, we can do that for you. Request a specific time of day rather than leaving that to chance when you get to Vic Falls.



Late morning, we'll be collected by Pangolin Photo Safaris staff. We'll travel about 2.5 hours overland to Chobe. We'll be spending three nights at the Pangolin Chobe Hotel.



## PANGOLIN CHOBE HOTEL

**WHY WE LOVE IT** ... because its ours!!!!



The Pangolin Chobe Hotel was a labour of love over eleven months by Guts and his team working long long days and often into the night to turn a desolate abandoned shell of a building into one of the most innovative and captivating structures in the whole of Botswana.

Pangolin has always been an innovative company offering a safari experience above and beyond the normal "cookie cutter" safari. Traditional lodges built with wood and thatch are all well and good and certainly have their place but the Pangolin Chobe Hotel challenges the norm incorporating bold design with best environmental practices and a sense of welcoming inclusion from the moment you arrive.

The centrepiece of the building is the wildlife photography gallery, off which all fourteen rooms lead. The gallery features an array of images from our resident photographic guides and other top wildlife photographers who visit us frequently with their guests to enjoy The Chobe. Each image has been chosen to showcase differing photographic styles and techniques to inspire budding (and seasoned) photographers to think differently about their compositions. At the end of the gallery you will find the editing suite for post-production sessions.

Each of the fourteen rooms have been designed to maximise the space and provide plenty of surfaces (for cameras and laptops etc) and charging points galore. They are all en-suite and airconditioned with safes and tea/coffee making facilities and plenty of intriguing design features.

In the front of the hotel is our deck, where the majority of meals are served, which in turn leads to the sunken fire pit surrounded by our eco pool. The fire pit is large enough to seat a full house of guests and is a firm favourite before and after dinner.

The food at the hotel is locally sourced and lovingly prepared by our team of chefs. The menus vary according to the season and all dietary requirements are catered for.

Overlooking the deck is the Pangolin Bar with arguably one of the best views of the Chobe River and Caprivi Floodplains in the region. The well-stocked bar serves up delicious cocktails, perfectly chilled wine, ice cold beers and a plethora of soft drinks and freshly ground coffees.

The hotel staff are always on hand to make your stay as comfortable as possible so please reach out any one of them should you need anything.







### Our vehicles



#### Pangolin Photo Boat

Three 8-seater shallow hulled photo boats with customized gimbals and 360 rotational seats.

Duration: 3-4 hours



#### Pangolin Game Drives

One 8-seater vehicle with bean bag camera mounts and window seat for all.

Duration: 3-4 hours



#### Pangolin Cameras Supplied

Canon DSLR cameras, telephoto lenses, memory cards and photo tuition by the photo host.

This is included in the room rate.

### Activities are mainly on the river...that's what the Chobe (and Pangolin) is famous for!

The Chobe is often combined with other iconic destinations in the region that offer only land based game activities. For this reason (and because the river is so special) you can expect to do more activities on the photo boats rather than the game viewer while at The Pangolin Chobe Hotel. As a guideline this ratio will be about three to one in favour of water based activities.

### Schedule of activities

The exact order in which these activities take place cannot be confirmed in advance as they are dependent on the seasonal conditions, photographic opportunities and the movement of animals.

Guests will be advised of your activity schedule upon arrival which will be designed and coordinated by the photo hosts to optimise your time and photographic opportunities in The Chobe.

### Departure times for all photo activities (guideline only)

**Summer** (1st September to 31st March)

**Morning:** Approx. 06h00 **Afternoon:** Approx. 15h30

**Winter** (1st April to 31st August)

**Morning:** Approx. 06h30 **Afternoon:** Approx. 15h00

Please note: first or last activities may be forfeited due to late arrivals or early departures especially due to international, domestic and charter flight schedules. No refunds applicable for missed activities. Self-drivers need to arrive at the Pangolin Chobe Hotel one hour before the scheduled first activity.

## Rough day-by-day itinerary:

(Please note that details are subject to change with or without notice. Unpredictable things can happen - but with some preparation and flexibility, they can be dealt with.)



While we're at the hotel, all meals and drinks - alcoholic or not - are included in the cost of the trip. Use of the editing suite is included, too. If you should find yourself lacking an SD card, a lens, or even a camera, Pangolin will provide. With the exception of Victoria Falls, park fees are also rolled into the cost of the trip. When I say that they've thought of everything, I really mean it.

Each day we're at the Pangolin Chobe Hotel, there will be opportunities for twice-daily photo safaris. We'll include sunrise and sunset shoots. We'll have full access to the state-of-the-art editing suite so that we can begin tweaking our images between game drives. Rest assured, the twice-daily trips are options, not command performances. If, after two sunrises in a row, you want to sleep in, feel free. If a drink and a dip in the pool sounds more appealing than a seat on the photo boat one night, no worries.



On Day 5 of our trip, we'll be shuttled to Kasane Airport, where we'll take a Mack Air charter flight into the Okavango Delta. Here is where some careful pre-planning will pay off.

## Traveller Information

**mackair**

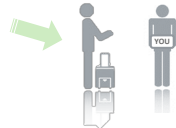
What **Mack Air passengers** can expect travelling in or out of **Botswana**

October 2019

### Meeting Mack Air



If you're travelling into Maun or Kasane off a **connecting Airline**



We will meet you after passing through Immigration, Baggage and customs.

Look out for your **booking name** and our **Check-in Clerk!**

or



If you are already in Maun with your **own vehicle** or being **transferred by your lodge/hotel**



We'll be expecting you at our **Check-in desk**.

Please make sure you've arrived **90min before your Departure**.

#### Tip:

If you need any assistance (carrying luggage or even parking your car) you can ask anyone in **Mack Air Uniform** - Charcoal Grey Collar Shirt with a **mackair** logo

If your connecting airline is late, don't stress! We're on it and will always do our best to make sure you reach your destination.

### Airport Process



#### Check-In

We will;

- Confirm your booking
- Issue **boarding passes**
- Collect and check-in your luggage

From here you will be guided to the correct security gate.



#### Clearing Security

At security you will need your **boarding pass** and **passport**.

- Items commonly confiscated;
- Bottles of water (liquids over 100ml)
  - Knives
  - Lighters
  - Bug spray and sunscreen



#### Boarding

Once through Security and/or Immigration you may put away passports but keep out your boarding pass.

You will be collected by a terminal assistant 20-40 minutes before departure.



#### Departure

Before departure you'll be given plenty of cool water.

At the aircraft, you will be met and briefed by your pilot. You'll double check all your luggage, board and depart.

### The Flight

We're a bush airline and therefore operate 'smaller aircraft' - specifically **Cessna Grand Caravans**. These make a beautiful fleet of aircraft, able to effectively move up to 12 passengers out of small airstrips. They are also **fully airconditioned** to quell the African heat.

Seating is where ever you feel most comfortable and arranged as per the diagram. Flights are generally bumpy so if you are subject to motion sickness, **anti-nausea pills may be useful** to pack.

The airstrips in the Okavango Delta and surroundings are generally small dirt strips that service between 1-4 lodges. We frequent over 50 of them in the Okavango Delta area and, on a transfer, you can expect to stop at multiple airstrips on the way. We'll never schedule you more than 3 airstrips before your destination.



Lastly, the areas we fly into can be incredibly scenic and the possibility of seeing wildlife can be high, so bring your camera and enjoy the flight!

# Traveller Information



What Mack Air passengers can expect travelling in or out of Botswana

October 2019

## Airstrip Process

If you're in the bush, all arrival and departure times are prearranged with your lodge. Your guides will be there to meet you at the airstrip and transfer you between. The day before you leave you'll be advised by lodge management of your departure times.

Guides and Mack Air crew will handle your bigger check-in items - you'll only be asked to identify and confirm your belongings as you exit or enter the aircraft - all you have to remember is your hand luggage and yourself!



## Luggage

Operating smaller aircraft means smaller bags! Please see our restrictions below;

### Dimensions

- 30cm (11,8 inches) wide
- 35cm (13,8 inches) high
- 70cm (27,5 inches) long

### Weight

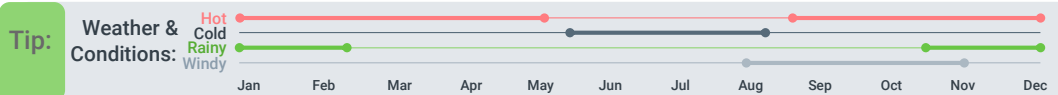
- 20kgs Including hand luggage

We accept all types of closed luggage however, soft bags are preferred.



## Botswana Traveller Checklist

We've mentioned a lot. Here's an quick reminder list that may help you on your African adventure.



### Check in Bag

Not more than 20kg (incl. Hand Luggage)

#### Clothing

- Lightweight clothing that can be layered
- Long-sleeved shirts
- Sweaters or fleece jacket
- T-shirts
- Pants and/or shorts
- Belt
- Socks – wool socks are best for hiking
- Comfortable walking shoes
- Rain jacket or windbreaker
- Pyjamas/sleepwear
- Underwear
- Sunglasses and glasses case
- Dresses and/or skirts
- Jewellery
- Hat or sun visor
- Scarf or bandana
- Swimsuit or swim trunks

#### Toiletries

- Toothbrush, toothpaste, floss, mouthwash
- Hair brush or comb & hair ties
- Deodorant
- Sunscreen and face lotion with SPF
- Night time Moisturizer/Lotion
- Lip balm with SPF and lipstick or lip gloss
- Feminine hygiene products
- Cologne/perfume
- Hair products like hairspray & hair gel

#### Toiletries - continued

- Soap, Shampoo & Conditioner
- Shaving kit and extra razors
- Facial tissues and/or toilet paper
- Travel Towel
- Scissors, nail clippers, and tweezers

### Hand Luggage

#### Electronics

- Mobile device and charger
- Laptop, iPad, or E-reader and charger(s)
- Headphones
- Camera, memory card, and chargers
- Electrical converters and adapters
- Torch

#### Medication

- Personal prescriptions (copies of scripts)
- Pain and fever relievers
- Cold medicines and throat lozenges
- Diarrhoea/laxative medicines
- Allergy medicines
- Hydrocortisone cream/antibacterial ointment
- Sunburn relief
- Insect repellent/mosquito net/sting reliever
- Motion sickness pills or bands
- Malaria Medication

#### Other

- Travel pillow, eye mask and ear plugs

### Documentation

- Passport/visa(s)
- Personal ID/Student ID card
- Cash and credit card(s) – *Call your credit card companies before you travel to inform them of your travel*
- Health insurance cards
- Travel insurance information
- Reservations and itineraries
- Transportation tickets
- Emergency contacts
- Guide books and maps



**mack air**

At a higher level... Since 1994

Maun | Botswana

This checklist will be handy well before we connect with Mack Air, and there will be a version of it at the end of this packet for your reference. It will help you have the best time you can. Being prepared is more than half the battle.

There is one key piece of information that needs your special attention, though. Ready?



Mack Air will be flying us to the Pangolin Delta Photo Camp in a small plane with limited space for luggage. If your luggage is over 20kg (44lb), including your hand luggage, there will be a surcharge that must be arranged for and paid ahead of time. In addition, Mack Air strongly recommends soft-sided luggage that is not packed to the brim - the reason being that the hatch to the luggage bay is quite small, and your bag will need to fit. Overweight luggage may mean being bumped to a later charter flight and that would be a bummer. You don't want to miss a chance to see this:



We'll spend 3 nights at the Pangolin Delta Photo Camp. Just like at the Pangolin Chobe Hotel, your needs have been anticipated, and Pangolin staff will do their best to see that they're met.



## Pangolin Photo Camp

### WHY WE LOVE IT



The Pangolin Photo Camp is situated in the western Selinda concession which is part of the Okavango Delta - a world heritage site and one of the greatest wildlife photography destinations in Africa. The camp joins The Pangolin Chobe Hotel and Pangolin Voyager in our portfolio.



The camp is run in conjunction with Great Plains Conservation and has been designed to cater for the needs of the modern day wildlife photography enthusiast on safari. The camp is unique in the fact that it can relocate to different parts of the concession (which is over 100,000ha in size) to make the most of seasonal variances and the movement and activity of the wildlife

The camp has five walk-in Meru style tents, sleeping a maximum of eight guests at a time, with proper comfortable beds, clothes storage, a good electricity supply as well as an en-suite bucket shower with a flushing toilet.

The communal areas of the camp comprise a lounge/dining tent as well as a separate tent that serves as an editing room and a place to store and recharge camera gear during the day. There is of course a fire to enjoy in the evenings under the African night sky. All meals and drinks (soft and alcoholic) are included. Most dietary requirements and allergies can be catered for.

We have two game viewers which have been fitted with height adjustable bean bag mounts. this means there is a maximum of four guests per vehicle leaving lots of room for positional adjustment and gear storage.

The camp is hosted by one of the Pangolin Photo Hosts and we have cameras and lenses to use should you not have your own. Memory cards are supplied free of charge too. The Photo Host is on hand during game drives to assist you with your photography and also with afternoon image review sessions in the editing tent (own laptops required).



**For more information on the Pangolin Photo Camp, [click here.](#)**

While we're at the Pangolin Delta Photo Camp, there will be twice-daily game drives. Again, meals, drinks, refreshments during the game drives, and access to the editing suite are all included in the cost of the trip.



There will be an opportunity for a Milky Way shoot, and there is every chance that it will be spectacular.



At the end of our time in the Okavango Delta, we will once again board a Mack Air charter flight to be taken to Maun Airport.

At this point, Pangolin's services will be at an end. (We'll have to pay for our own drinks again. Back to reality with a vengeance.) From Maun, we'll fly to Johannesburg and back home again.

Those are the broad strokes of our itinerary. Remember that the details may change. We will be somewhat dependent on weather and on the activities of the animals we hope to see. But remember also that this is all Pangolin Photo Safaris does, and they're quite good at it. While you won't have a minute-by-minute guarantee of what will happen, you will be in good hands.

Before we wrap up, there are a couple more things to think about.

## **Gear you may want to consider:**

This is not a trip only for gear-loving photographers with the latest and greatest equipment. Any camera will do. Almost any lens will do - as long as you know your gear well and can work with its limitations. That said, for the Milky Way shoot, you may want to pack a 14mm lens. You will definitely want a tripod.

And remember that stern warning about your luggage?

I can recommend a solution. Peak Design specializes in travel photography gear, and they have both bags and tripods that may be just what the doctor (or in this case, the bush pilot) ordered.

You can check them out at <https://www.peakdesign.com>

They have a variety of soft-sided bags and a travel tripod that collapses to about the size of a water bottle. Any space or weight saving measures will be welcome.

There may be an opportunity for a discount if we order together, so as you make your decisions, please let me know and we can try to coordinate to get everyone the best deal possible.

## **Precautions to consider:**

- Travel insurance is strongly recommended.
- You may need some pre-trip vaccinations.
- A traveler's first-aid kit that includes motion sickness and anti-diarrheal medication is advisable.

## **Disclaimer:**

In order to adjust to ever changing situations we reserve the right to make changes with or without notice. While we're doing everything we can to make sure there's plenty of opportunities for stunning photos, we cannot make any guarantees. Nor can we guarantee that we will see any wildlife in particular. We are traveling in the dry season and we expect the weather to be pleasant and the sunsets to be dramatic. However, we cannot guarantee that either. We are making efforts to make sure that what we share with you is correct, however, in a world of continuously changing details we occasional make mistakes or errors that we need to live with. We also need you to be aware that things are different in Africa and expectations as to what is considered normal and acceptable may need to be dynamically adjusted. They have a saying there: TIA - This Is Africa.  
Hakuna Matata



## Part 3: It's all about the photos

While we do eventually have to come home, that doesn't mean the adventure is over. With some luck - and the skill you built in Part 1 of this journey - you will have a photo catalog full of images that you can't wait to show off.

When we return from Africa, we'll pick up the Wildlife Photography course. Our emphasis in the final three classes will be on tweaking and polishing your images to make them as stunning as they possibly can be. And we'll also get them print-ready so you can relive your once-in-a-lifetime photo safari for years to come.

- Class 5: Editing and tweaking your photos to bring them to life
- Class 6: Finishing your cream-of-the-crop images and getting them print ready
- Class 7: Sending photos to be printed. Student Showcase Slideshow



## Next steps:

To secure your spot for the trip, you'll need to pay a 50% retainer to hold your spot. The remainder is due 90 days before we go.

We have to pay Pangolin Photo Safaris to hold the dates for us. Your retainer is refundable only under the following conditions:

- You change your mind within 48 hours of paying the retainer
- The Into Africa trip is canceled because not enough people are going
- The Into Africa trip is overbooked. The maximum we can take in one trip is 8 people. If we have more than 8 people interested in going, we would run two trips back-to-back. In this case, you would have the option of booking for the second trip, or of backing out of the trip and requesting a refund of your retainer.

We'll keep tabs on the order of the payments coming in, with first come - first dibs, if there are any changes. As you would expect from us, we'll bend over backwards to make sure everyone is kept aware of the ongoings.

## Into Africa Photo Safari Checklist - a guideline only; use your judgment

Check in bag and hand luggage not more than 20kg total	
CLOTHING	ELECTRONICS
Long-sleeved shirts	Cell phone and charger
Sweater or fleece jacket	Laptop and charger
T-shirts	Headphones
Pants and/or shorts	Camera, memory card, and charger
Belt	Electrical converters and adapters
Socks - wool recommended if you're hiking	Flashlight
Comfortable walking shoes	
Waterproof layer	MEDICATION
Sleepwear	Personal prescriptions
Underwear	Pain and fever relievers
Sunglasses	Anti-diarrheal medication
Hat or sun visor	Allergy medicines
Scarf or bandana	Hydrocortisone
Swimwear	Antibacterial ointment
	Sunburn relief
	Insect repellent
TOILETRIES	Motion sickness remedies
Toothbrush, toothpaste, floss, mouthwash	Malaria medication
Hair brush or comb and hair ties	
Deodorant	
Sunscreen	DOCUMENTS
Lip balm with SPF	Passport
Feminine hygiene products	ID
Hair gel or hairspray	Cash and credit cards
Soap, shampoo, conditioner	Health insurance cards
Shaving supplies	Travel insurance information
Travel towel	Transportation tickets
Nail clippers and tweezers	List of emergency contacts

# Colonel Hathi's March

this one can get stuck in your head

Hup, two, three, four  
Keep it up, two, three, four  
Hup, two, three, four  
Keep it up, two, three, four  
Oh, the aim of our patrol  
Is a question rather droll  
For to march and drill  
Over field and hill  
Is a military goal!  
Is a military goal!

Hup, two, three, four  
Dress it up, two, three, four  
By the ranks or single file  
Over every jungle mile  
Oh, we stamp and crush  
Through the underbrush  
In the military style!  
In the military style!  
Hup, two, three, four  
Keep it up, two, three, four

# Hakuna Matata

Hakuna Matata!  
What a wonderful phrase  
Hakuna Matata!  
Ain't no passing craze  
It means no worries  
For the rest of your days  
It's our problem-free philosophy  
Hakuna Matata!  
Why, when he was a young warthog  
When I was a young wart-hooooog!  
Very nice!  
Thanks!  
He found his aroma lacked a certain appeal  
He could clear the Savannah after every meal  
I'm a sensitive soul, though I seem thick-skinned  
And it hurt that my friends never stood downwind  
And oh, the shame  
(He was ashamed!)  
Thought of changin' my name  
(Oh, what's in a name?)  
And I got downhearted  
(How did you feel?)

Every time that I-  
Pumbaa! Not in front of the kids!  
Oh... sorry  
Hakuna Matata!  
What a wonderful phrase  
Hakuna Matata!  
Ain't no passing craze  
It means no worries  
For the rest of your days  
Yeah, sing it, kid!  
It's our problem-free philosophy  
Hakuna Matata!  
Hakuna Matata  
Hakuna Matata  
Hakuna Matata  
Hakuna  
It means no worries  
For the rest of your days  
It's our problem-free philosophy  
Hakuna Matata